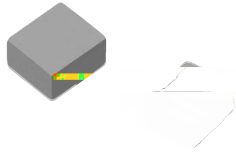




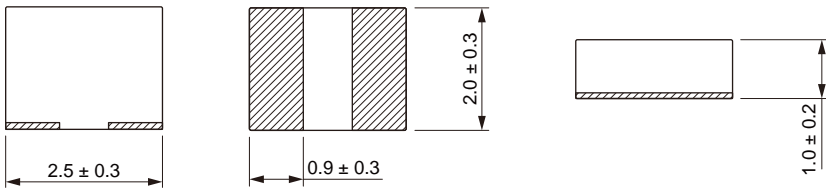
# Wire Wound Molded SMD Power Inductors Size 25201B



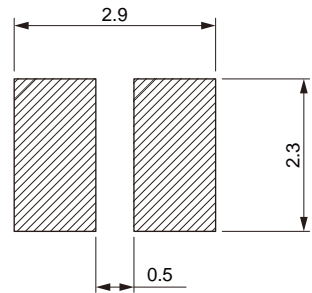
- 0
- = ) #k
- †
- =
- 0 h 7 k =0
- \ C @
- j

- V h# @ th
- ) # ) #

## Dimensions: [mm]



## Land Pattern: [mm]




Part No	Inductance @ 1MHz/1V	Tolerance	Current Typ.	Current Max.	Temperature Rise Current Typ.	Temperature Rise Current Max.	DC Resistance Max.

Saturation Current will cause L to drop approximately 30%  
 Temperature Rise Current: The actual value of DC current when the temperature rise is  $\Delta T=40^{\circ}\text{C}$



## Typical Electrical Characteristics:





## Soldering Reflow:

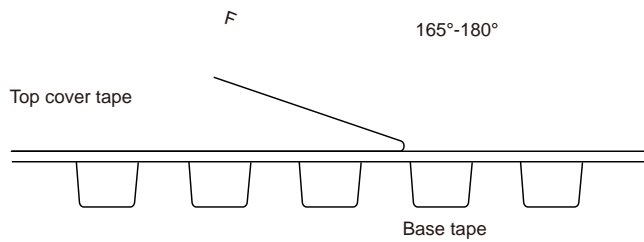
## Packaging Information:

Tape Dimension:

Series	A0 (mm)	B0 (mm)
--------	------------	------------

MDTE25201B

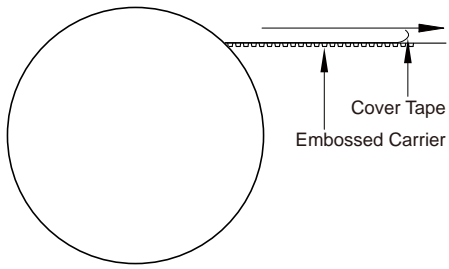
Peel force of top cover tape:



The peel force of top cover tape shall be betw os



Reel Dimension: [mm]



Packaging Quantity: