

MDTE Series

Wire Wound Molded SMD Power Inductors Size 7030



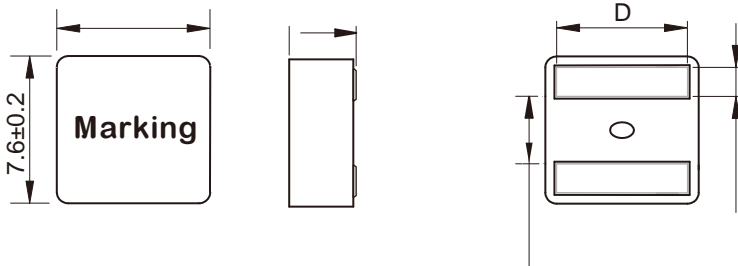
FEATURES

- Saturation
- High current, low DCR, high efficiency
- Very low acoustic noise and very low leakage flux noise
- High reliability
- 100% Lead (Pb)-Free and RoHS compliant
- Operating temperature -55~+125°C (Including self-temperature rise)
- Quantity: 1500pcs

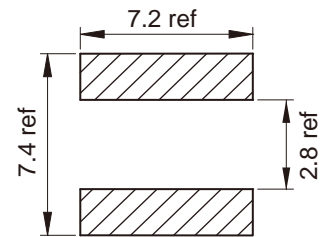
APPLICATION

- Note PC power system, incl. IMVP-6
- DC/DC converter

Dimensions: [mm]



Land Pattern: [mm]



Electrical Properties:

	(μ H)		Saturation (A)	Saturation (A)	(A)	(mm)	(mm)
MDTE7030-1R0M	1.00	±20%	30.0	28.0	21.8	5.00	6.6±0.3
MDTE7030-1R5M	1.50	±20%	25.0	23.5	15.3	8.25	6.6±0.3
MDTE7030-2R2M	2.20	±20%	19.0	17.0	13.0	13.7	6.2±0.3
MDTE7030-2R7M	2.70	±20%	16.0	13.5	11.4	15.4	6.2±0.3
MDTE7030-3R3M	3.30	±20%	15.0	13.0	10.0	18.0	6.2±0.3
MDTE7030-4R7M	4.70	±20%	13.5	12.2	9.00	26.7	6.2±0.3
MDTE7030-5R6M	5.60	±20%	12.5	11.5	7.30	33.2	6.2±0.3
MDTE7030-6R8M	6.80	±20%	12.0	11.0	6.80	42.5	6.2±0.3
MDTE7030-8R2M	8.20	±20%	10.2	9.0	5.90	48.73	6.2±0.3

Saturation Current will cause L to drop approximately 30%

Temperature Rise Current: The actual value of DC current when the temperature rise is $\Delta T=40^{\circ}\text{C}$

Soldering Reflow:

Preheat condition: 150 ~200°C / 60~120 sec.

Allowed time above 217°C: 60~90 sec.

Max temperature: 260°C.

Max time at max temperature: 10 sec.

Allowed Reflow time: 2x max.

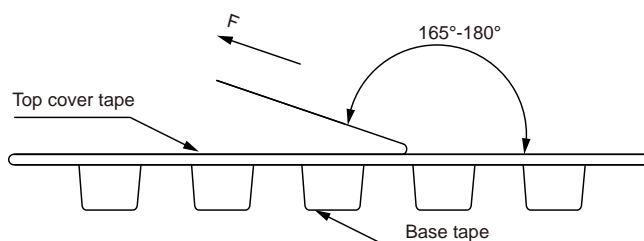


Packaging Information:

Tape Dimension:

Series	A0 (mm)	B0 (mm)	D (mm)	P0 (mm)	P1 (mm)	W (mm)	K0 (mm)	E (mm)	T (mm)
MDTE7030	8.2±0.1	8.0±0.1	1.5±0.1	4.0±0.1	12.0±0.1	16.0±0.3	3.3±0.1	1.75±0.1	0.35±0.05

Peel force of top cover tape:



The peel force of top cover tape shall be between 0.1 to 1.3 N

Reel Dimension: [mm]



Packaging Quantity: